



AUTOMOTIVE

where technology meets human cooperation



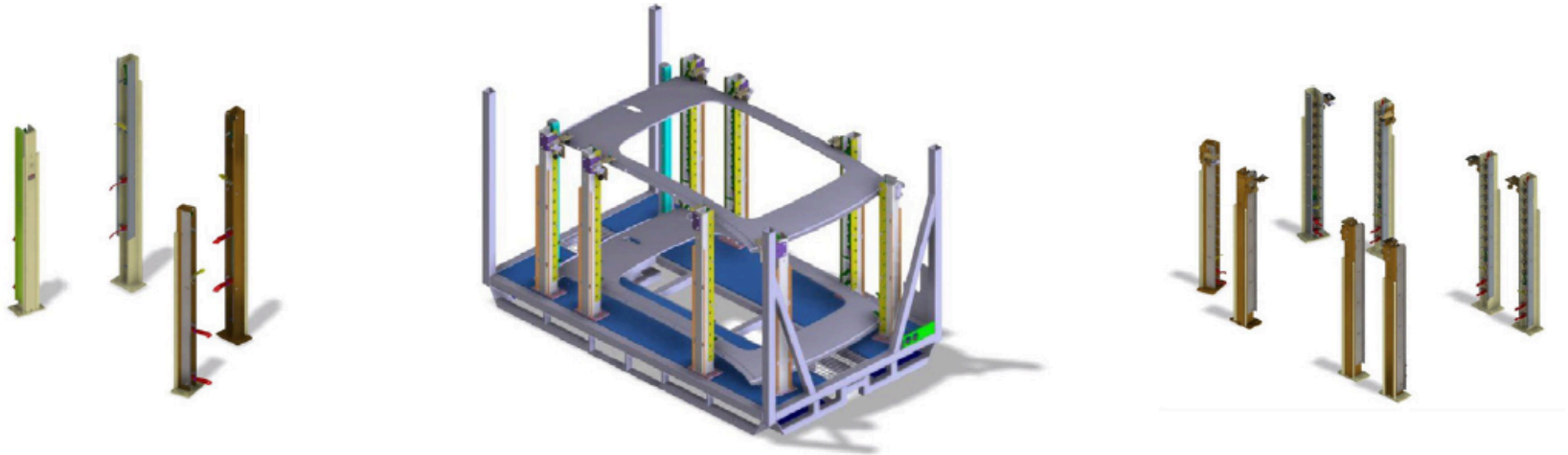
• STACKER PILLAR •
PRODUCT PRESENTATION

Ferrero S.p.A.

Via Pancalieri 1
12030 Casalgrasso [CN] - Italy
Tel. +39 011 975 777

info@ferrero-automotive.com
www.ferrero-automotive.com

© Copyright - 2024





RACKS WITH STACKER PILLARS

This is our flagship product

The stacker pillars are equipment installed on specific metal racks suitable for loading and unloading the parts through robot.

The investments in research and development in this field are very strong in our company and this is demonstrated by the fact that all our concepts, prototypes and relative productions are patented worldwide.



ALL STARTS IN OUR TECHNICAL DEPARTMENT

With more than 10 designers in Italy and abroad with deep expertise in the Automotive sector, we are able to satisfy the most complex needs and to put forward innovative solutions.


We are engaged from simultaneous engineering to participation in the complete product development as resident engineers by the global car manufacturers at their premises.



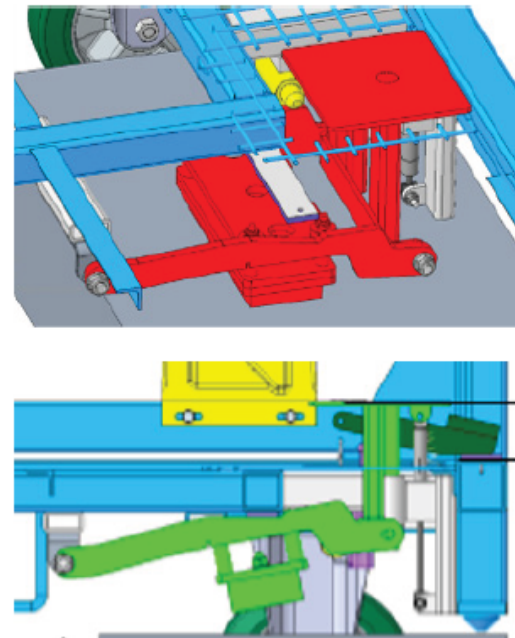
RESEARCH AND DEVELOPMENT

Thanks to the great experience and know-how gained over the past years, our technical department in cooperation with the project managers and the prototype team is able to study and develop new solutions to fulfil the special requirements of our customers.

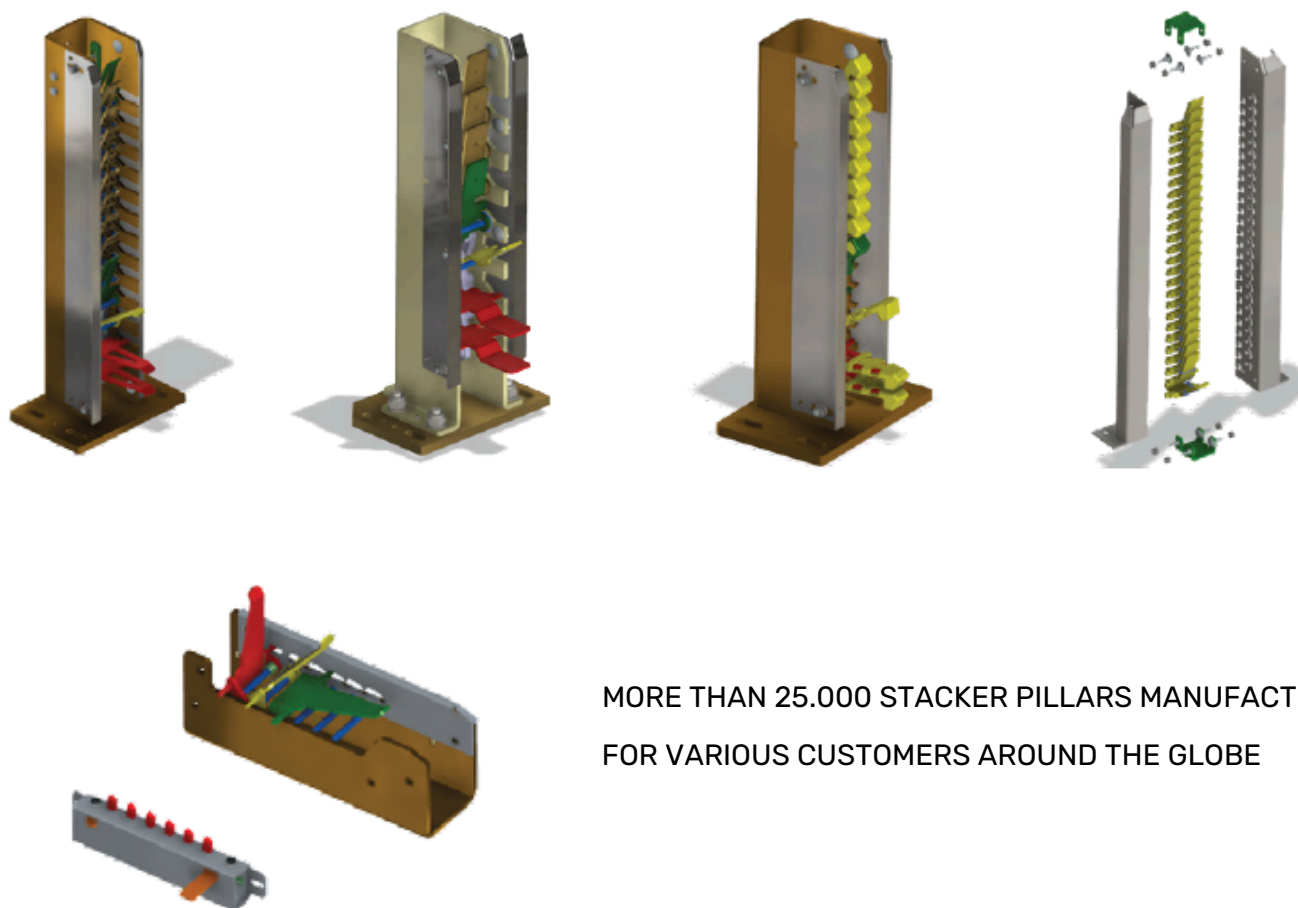
EXAMPLES OF STACKERS PILLARS



EXAMPLES OF BRAKING SYSTEM



OUR DIFFERENT SOLUTIONS TO SUPPORT YOUR REQUEST



MORE THAN 25.000 STACKER PILLARS MANUFACTURED
FOR VARIOUS CUSTOMERS AROUND THE GLOBE

TWO PRODUCTION PLANTS



Total area **26.000** m² - Total covered area **12.000** m²

STACKER PILLAR PRODUCTION AREA

We have internal high technology machines able to develop and produce our complete range of stacker pillar solutions

Automatic line with 2D laser cutting machines


Bending machines with robot

Robot welding

And more...



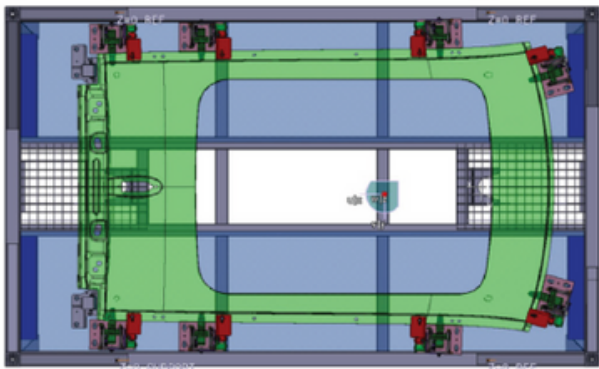

HERE SOME EXAMPLES OF DIFFERENT TYPES OF USE



FROM PALLET TO RACK

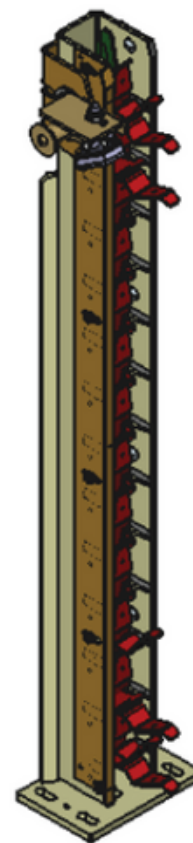
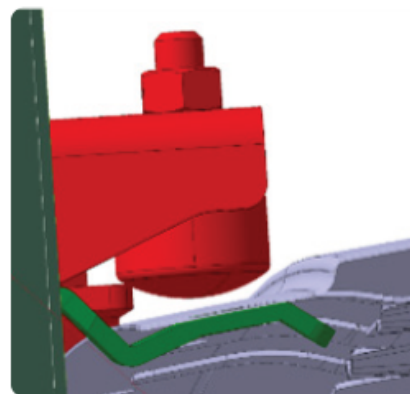


RACK FOR ROOF

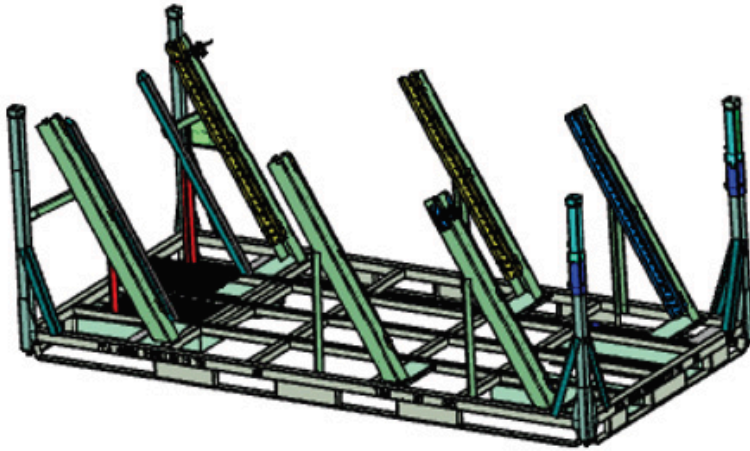


Main rack features:

- robot rack
- 8 stacker pillars + 2 guiding pillars
- the stacker pillars can have top lockings, or not
- 13 parts/rack




RACK FOR ROOF




Main rack features:

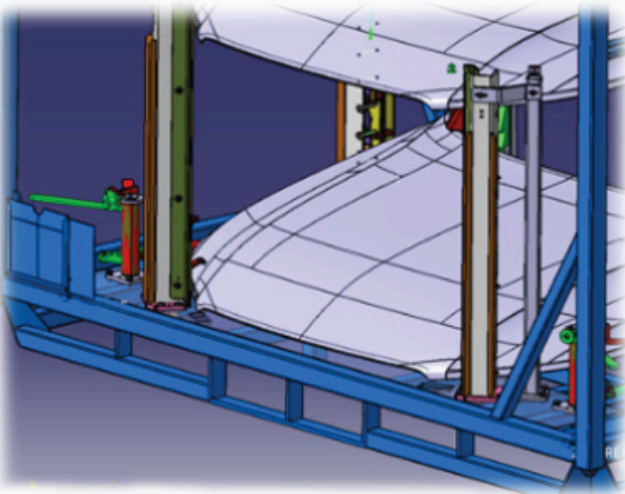
- robot rack
- 6 inclined stacker pillars
(Equipped with springs
instead of counterweights)
- 27 parts/rack
- automatic locking device



RACK FOR FLOOR PARTS

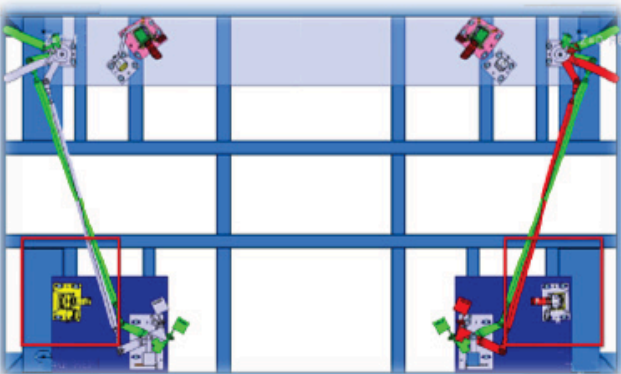


RACK WITH STACKER PILLARS AND PU BARS FOR BONNET CPL

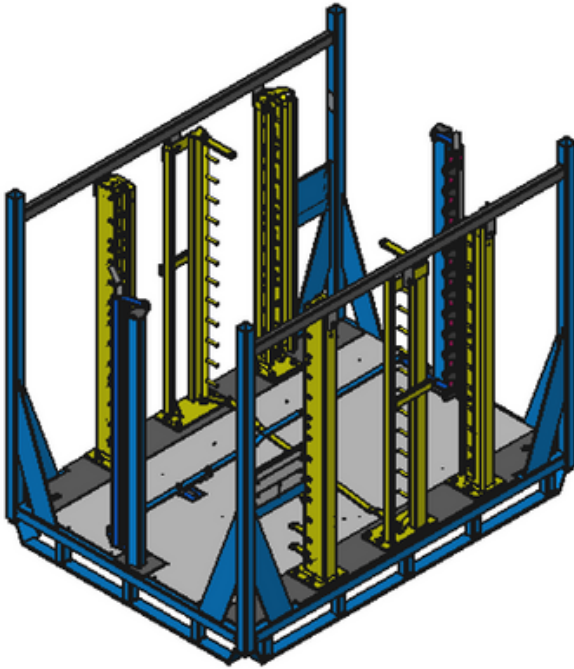


Main rack features:

- robot rack
- 2 stacker pillars, with plastic coated fingers
- 2 PU bars
- 2 PU locking bars linked
- 11 parts/rack





RACK FOR PANORAMIC ROOF



Main rack features:

- 4 stacker pillars, with plastic coated fingers
- 2 pairs of Z- lockings linked
- 12 parts/rack
- racks hot dip galvanized



RACK FOR BOTTOM FRAME



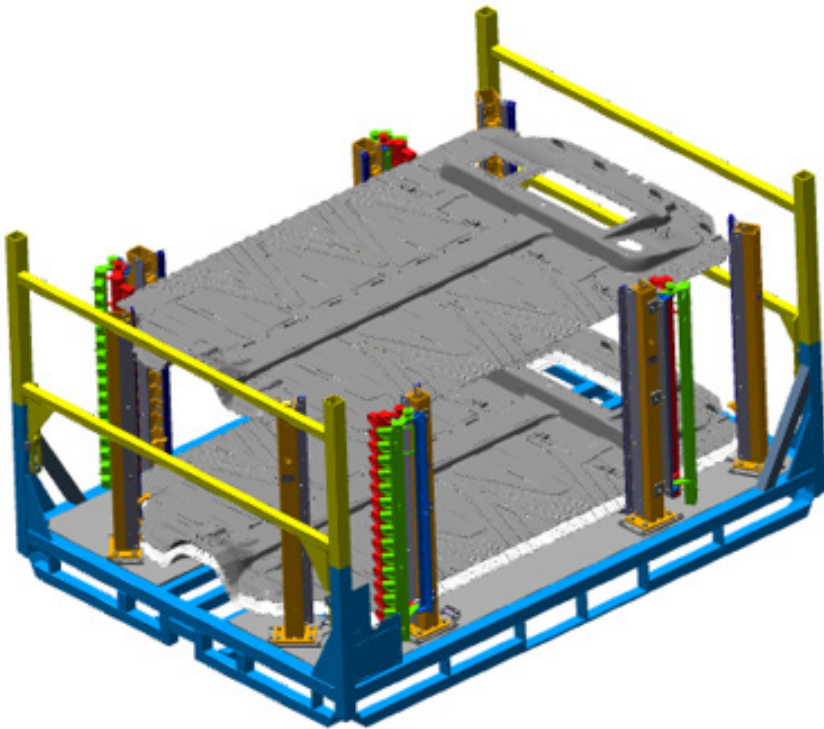


COLUMNS 3 MTS HIGH



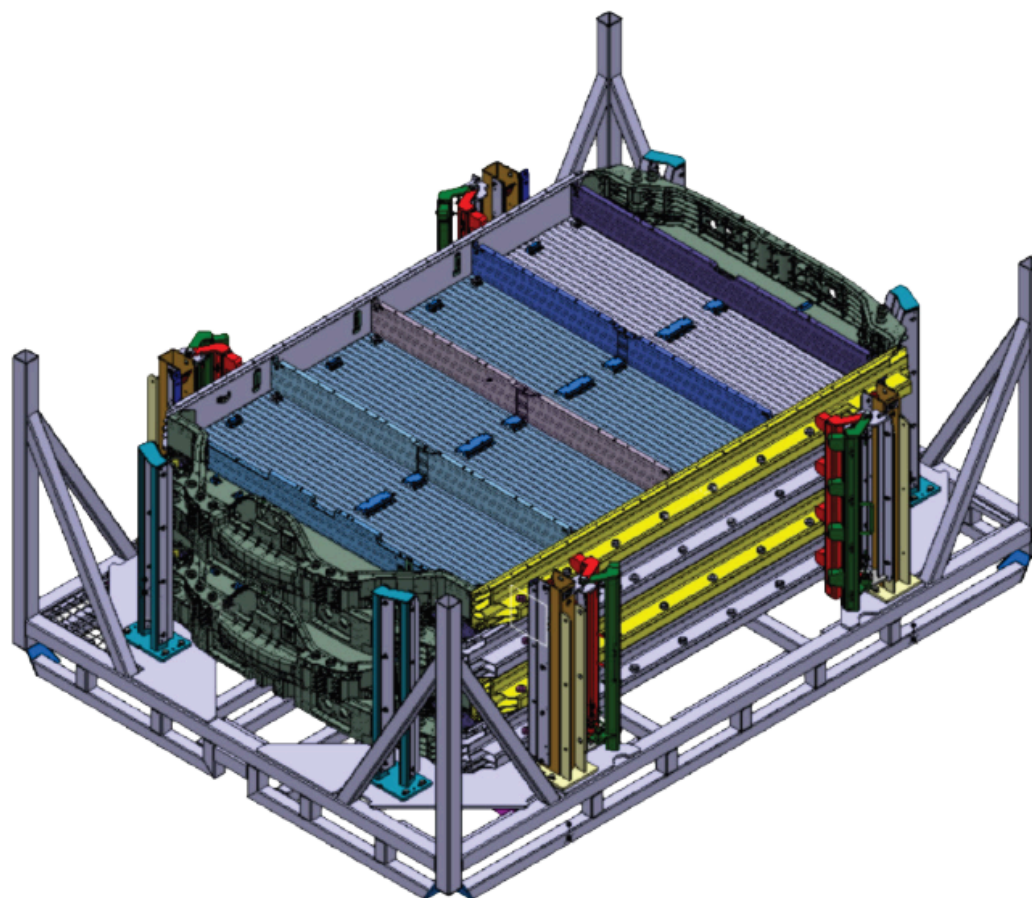
COLLAPSIBLE

RACK FOR BATTERY TOP COVERS



COLLAPSIBLE

RACK FOR BATTERIES





Ferrero S.p.A. thanks you

Further information and contact details are available at
www.ferrero-automotive.com

